


# Sinbad

1  
Term

# Discover

For 5-6 years



**Free**  
**With The Math Book**

# KG2

سندباد التعليمية

مع تمنياتي بالنجاح والتفوق  
مستر وليد المصري  
معلم خير رياضيات  
م.ج. ١٢٢٩٤٧٦٩٤٨

سلسلة

# Discover and learn

Kindergarten

Second level

First Term



# Table of Contents

## Theme 1 : Who am I ?



Chapter 1 : All about me .....	3
Chapter 2 : Class Portrait .....	10
Chapter 3 : Two Feet , Four Paws .....	19

## Theme 2 : The World around me .

Chapter 1 : Our natural world .....	27
Chapter 2 : Man- made World .....	44







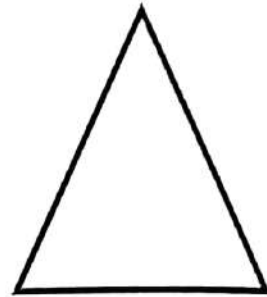
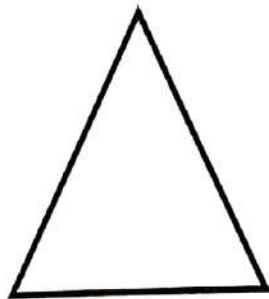

# Same and Different

مركز للتفوق والتفوق  
مستتر وليد المصري  
معه غير رياضي  
٥١٢٢٩٤٧٦٩٤٨

## Same .





Color these shapes with the same color .



## Different



Color these shapes with two different colors .

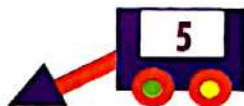
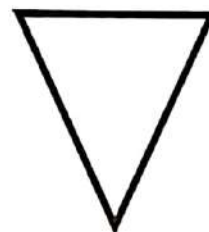










# Shapes – Same and Different



Color same shapes with the same color .



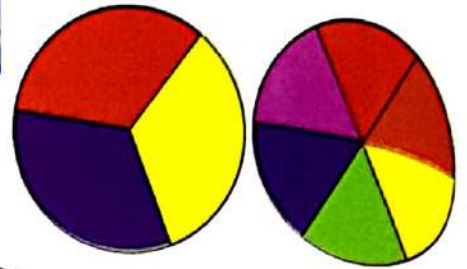


# Exploring Colors

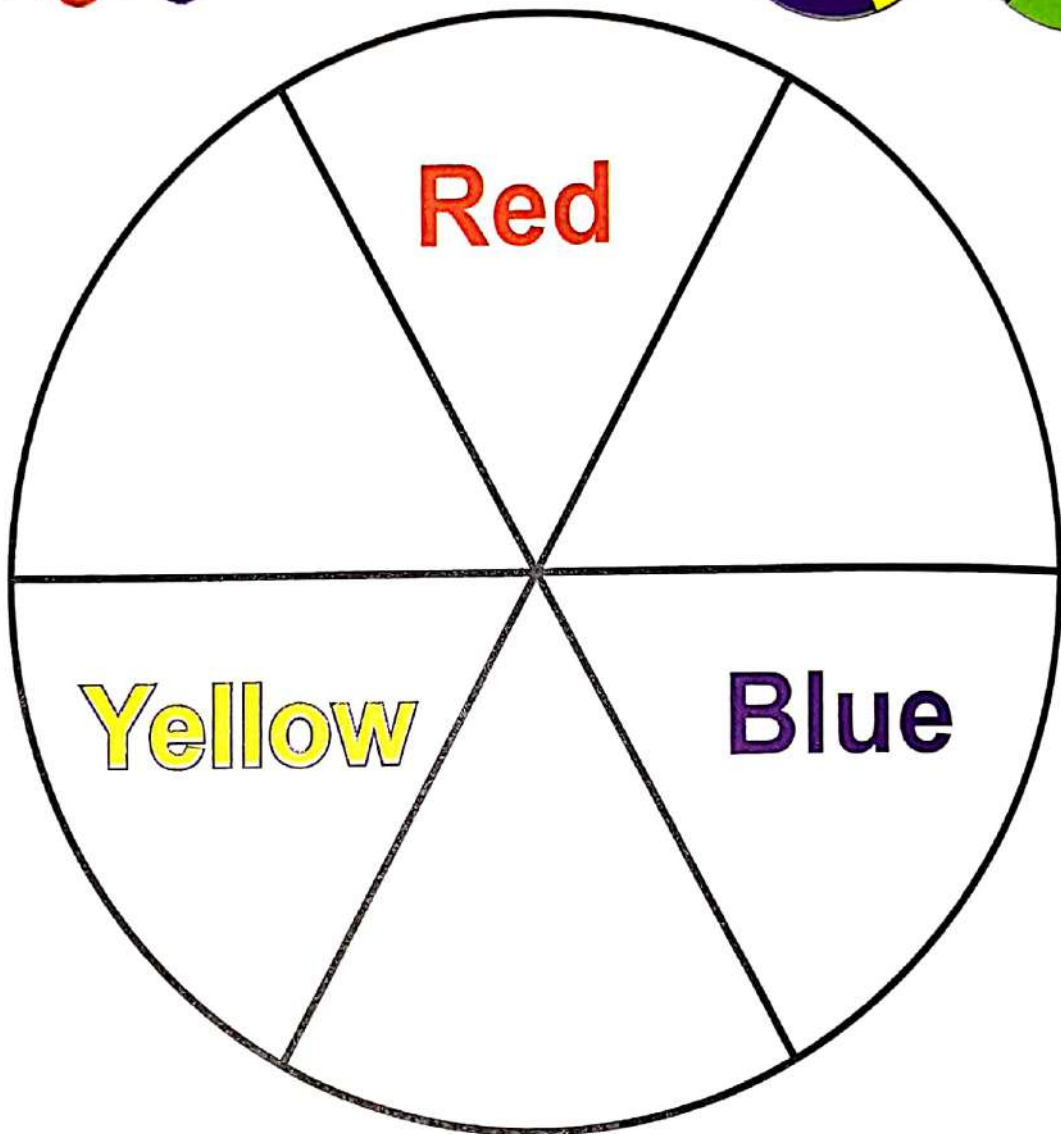


Use only Primary colors to Create different colors combinations .

Primary colors



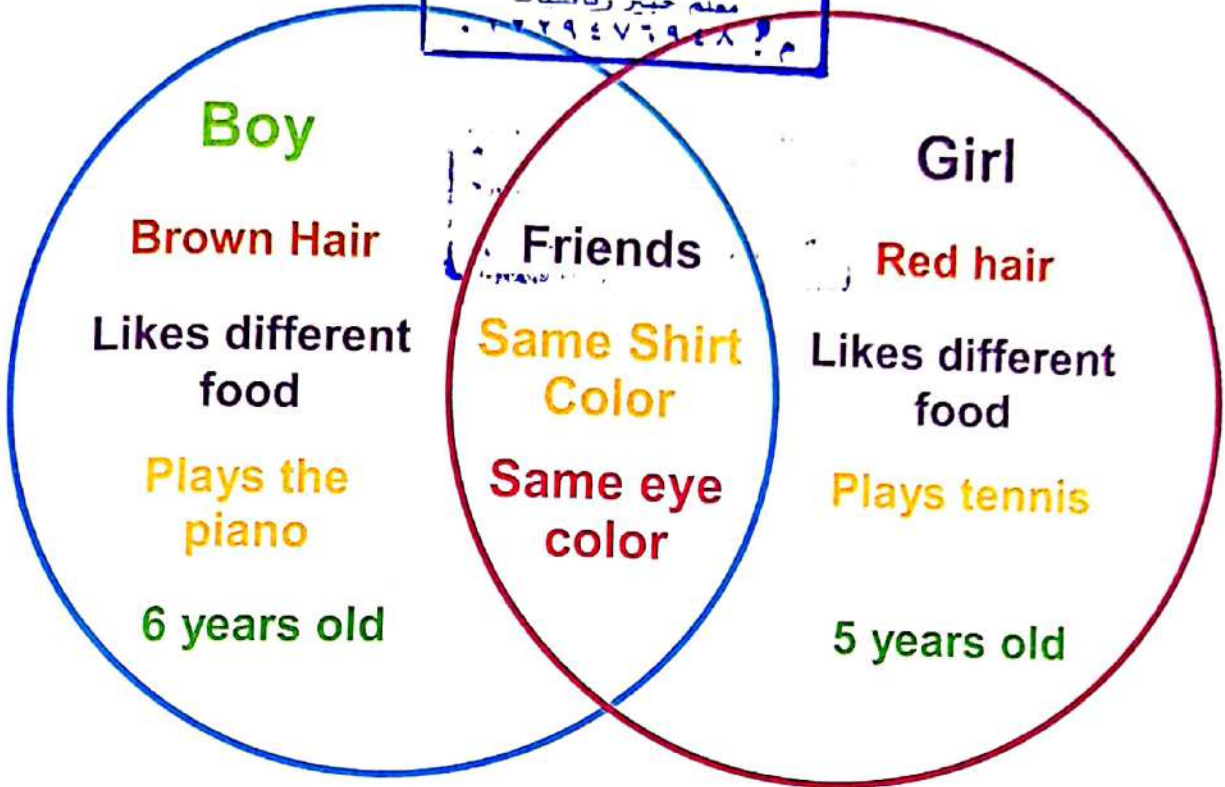
مع تمنياتي بالنجاح والتفوق  
مستتر وليد المصري  
معلم خير رياضيات  
٠١٢٢٩٤٧٦٩٤٨ : ٥





# Noha and Adel

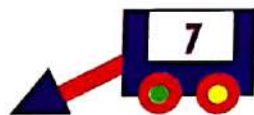
مع تمنياتي بالنجاح والتفوق  
مستر وليد المصري  
معلم خبير رياضيات  
٠٢٢٩٤٧٦٩٤٨ م



**Adel**



**Noha**







Put a tick (✓) in front of the correct answer .

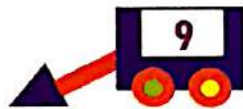

	Noha	Adel
Friends		
Brown hair		
Red hair		
5 years old		
6 years old		
Plays the piano		
Plays Tennis		
Girl		
Boy		
Color shirt		
Eye color		

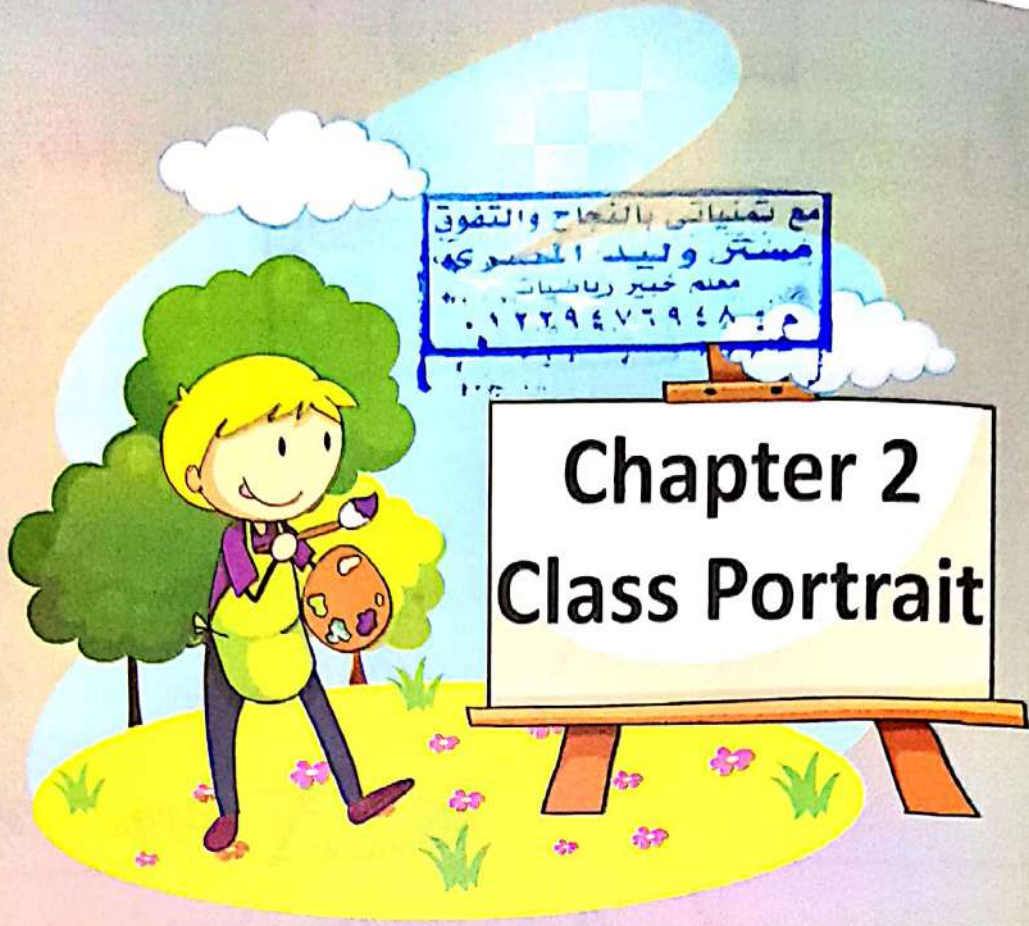




Decorate this puppet . Make it looks like you .

مع تمنياتي بالنجاح والتفوق  
مستر وليد الحسري  
معلم خبير رياضيات  
م : ٠١٢٢٩٤٧٦٩٤٨







# Same and different



Match the following with the correct word.

مع تذايى بالنجاح والتفوق  
 مستر وليد المصري  
 معلمه خير رياضيات  
 اسم ! ٤٨ ٩٤٧٦٩٤٨



Same



Different





# Family members



Ask your parents these questions .

My Mommy has \_\_\_ sisters

My Daddy has \_\_\_ sisters .

My Mommy has \_\_\_ brothers

My Daddy has \_\_\_ brothrs .

Join each relative with the suitable person  
 (Mum / Dad)



Uncle /  
 Father,s  
 brother



Aunt /  
 Mother,s  
 sister



Uncle /  
 Mother,s  
 brother



Aunt /  
 Father,s  
 sister



Dad



Num





# Extended Family tree

مع تمنياتي بالنجاح والتفوق  
مستتر وليد المحسري  
معه غير رياضيات  
م: ١٢٢٩٤٧٦٩٤٨

Draw members of your extended family

Grand Parents

Aunt

Num Dad

Uncle

Me , brother and sisters

مع تمنياتي بالنجاح والتفوق  
مستر وليد الحسري  
معلم خير رياضيات  
م : ٠١٢٢٩٤٧٦٩٤٨

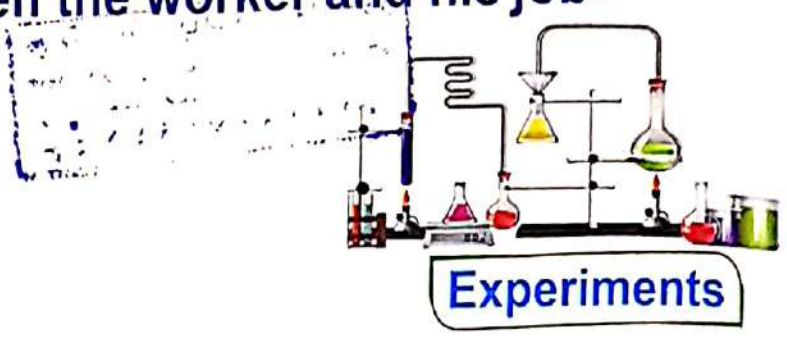
# All About Jobs



Join between the worker and his job.



Doctor



Experiments



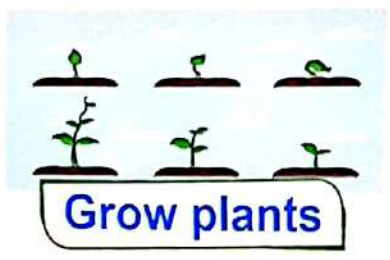
Tractors



Scientist



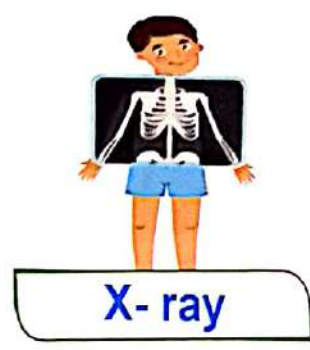
Sick people



Grow plants



Farmer




X-ray



Join between the worker and his job.



Author



Paper



Pencils



Firefighter



Ambulance



hoses



Baking tools



Baking



Put out fire



dough






مع تمنياتي بالنجاح والتفوق  
 مسيتر وليد المصري  
 معلم خبير رياضيات  
 :١٢٢٩٤٧٦٩٤٨



Put the picture back together by numbering them



Arrange the picture by writing the number inside each piece .





# Favorite Jobs Bar Graph




Read the bar graph and Answer the questions below .

مع تمنياتي بالتحاق بالكلية  
مستتر وليد المسري  
معلم غير راسيات  
٠١٢٦٩٤٧٦٩٤٨



Doctor Farmer Firefighter Scientist Author Baker

- How many Doctors ?
- How many Scientists ?
- How many Authors ?
- Circle the job that most of your classmates want to be
- Underline the job that most of your classmates do not want to be . \_\_\_\_\_



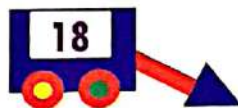
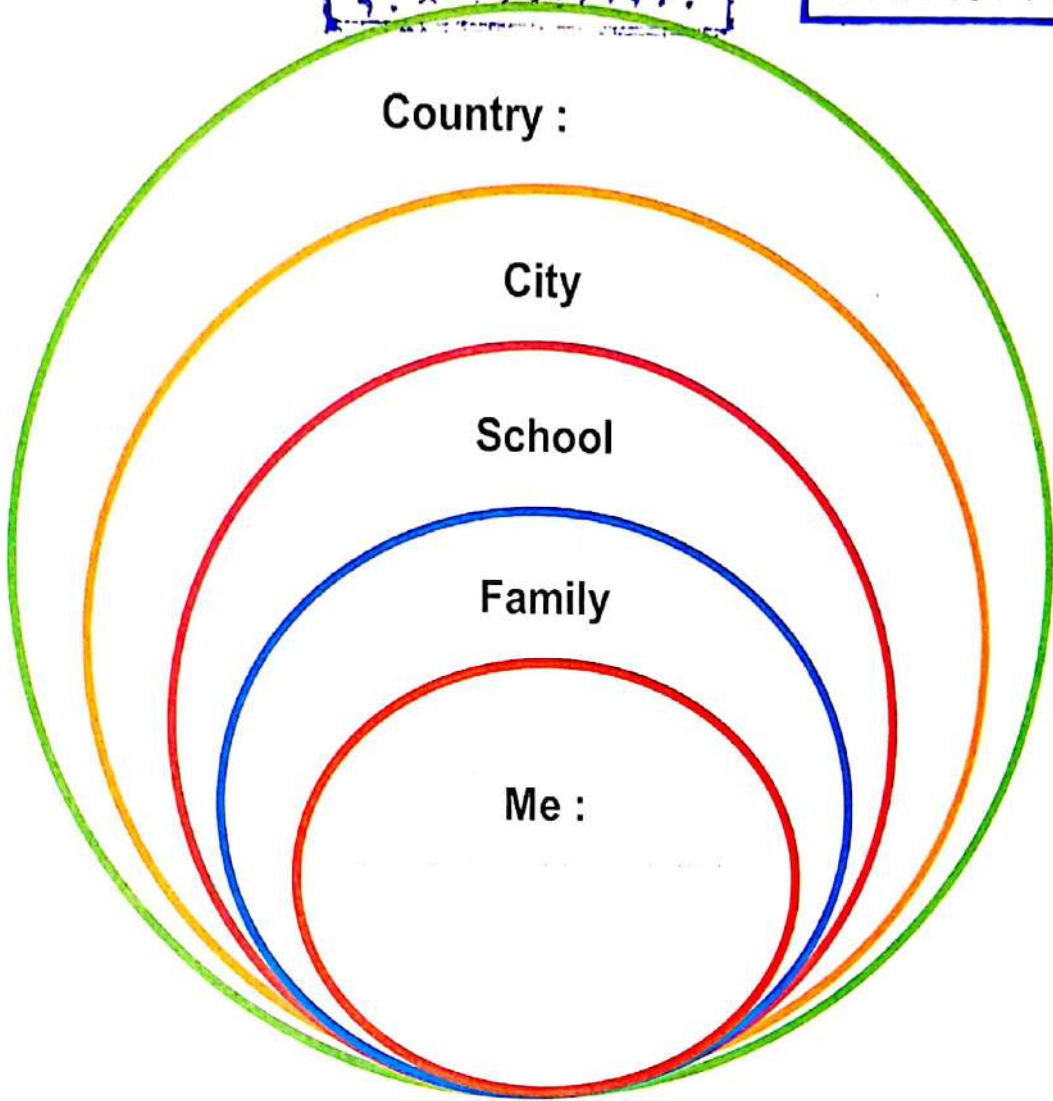
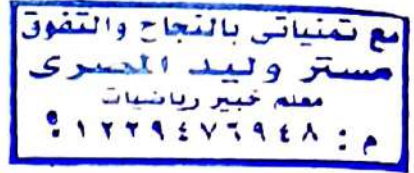



# My Communities



Write your name in the me circle

Write Egypt in the country circle





# Chapter 3

## Two Feet ,Four Claws .

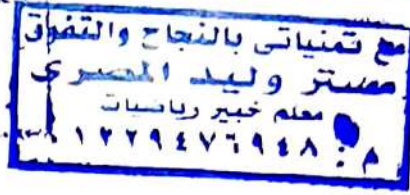


# Two Feet , Four paws



Join each animal with the correct choice



(2 feet/ 4 paws)



2 Feet



4 Paws





Join the animals on both sides with their food type in the middle (you can choose the same food with more than one animal).

مع تمنياتي بالنجاح والتفوق  
 منسٹر ولید المصری  
 معلمه غیر ریاضیات  
 ١٢٢٩٤٧٦٩٤٨



The Eagle




Plants



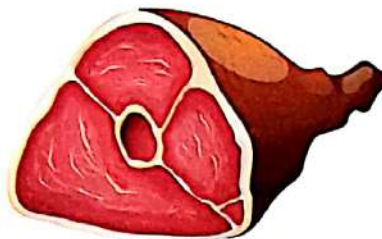
Humans



Gazelle



Lizards



Meat



Donkey



The Fennes



Insects



The Jerboa



join each animal with its suitable shelter



The Eagle



Burrows / under sand dunes



Humans



Gazelle



burrows



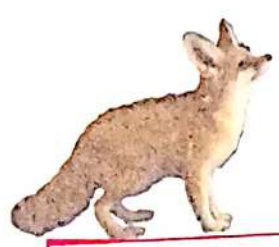
Donkey



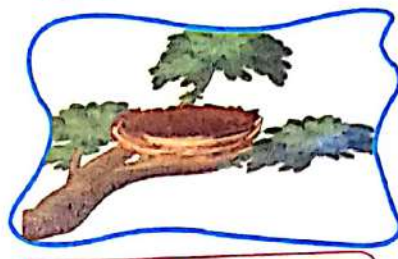
house



Grass land



The Fennes



Nests



The Jerboa



Join each animal with the correct choice  
(2 feet / 4 paws / hooves).

مع تمنياتي بالسجاح والتقوية  
مستتر وليد المصري  
معه خير راسيات  
٠١٧٧٩٤٧٦٩٤٨



The Fennes



The Jerboa

2Feet



Gazelle

Paws 4



Donkey




The Eagle

Hooves



Humans

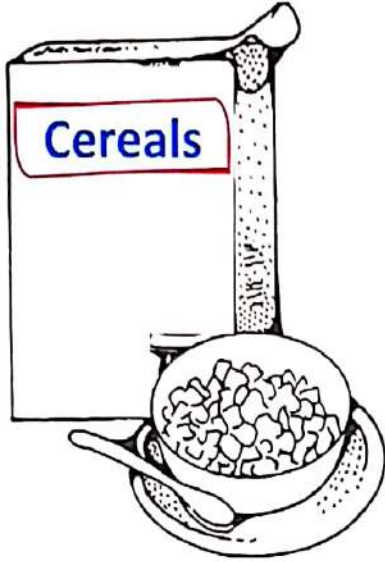





# Food We eat



Circle the unhealthy food ,and then color your favorite food .



Cereals



Nuts



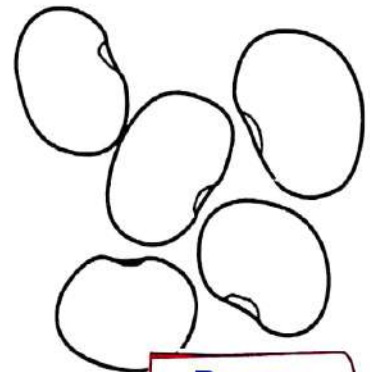
Mango



Cakes



Candies



Beans











# Comparing animals

مع تمنياتي بالنجاح والتفوق  
أساتذة وبنات المدرسة  
مدرسة خيم ربات  
٠١٢٢٩٤٧٦٩٤٨



Write the number of Ears and Feet in the correct box .

	Ears 	Feet 
Donkey 		
The Fennes 		
Gazelle 		
The Eagle 		
The Jerboa 		
Humans 		

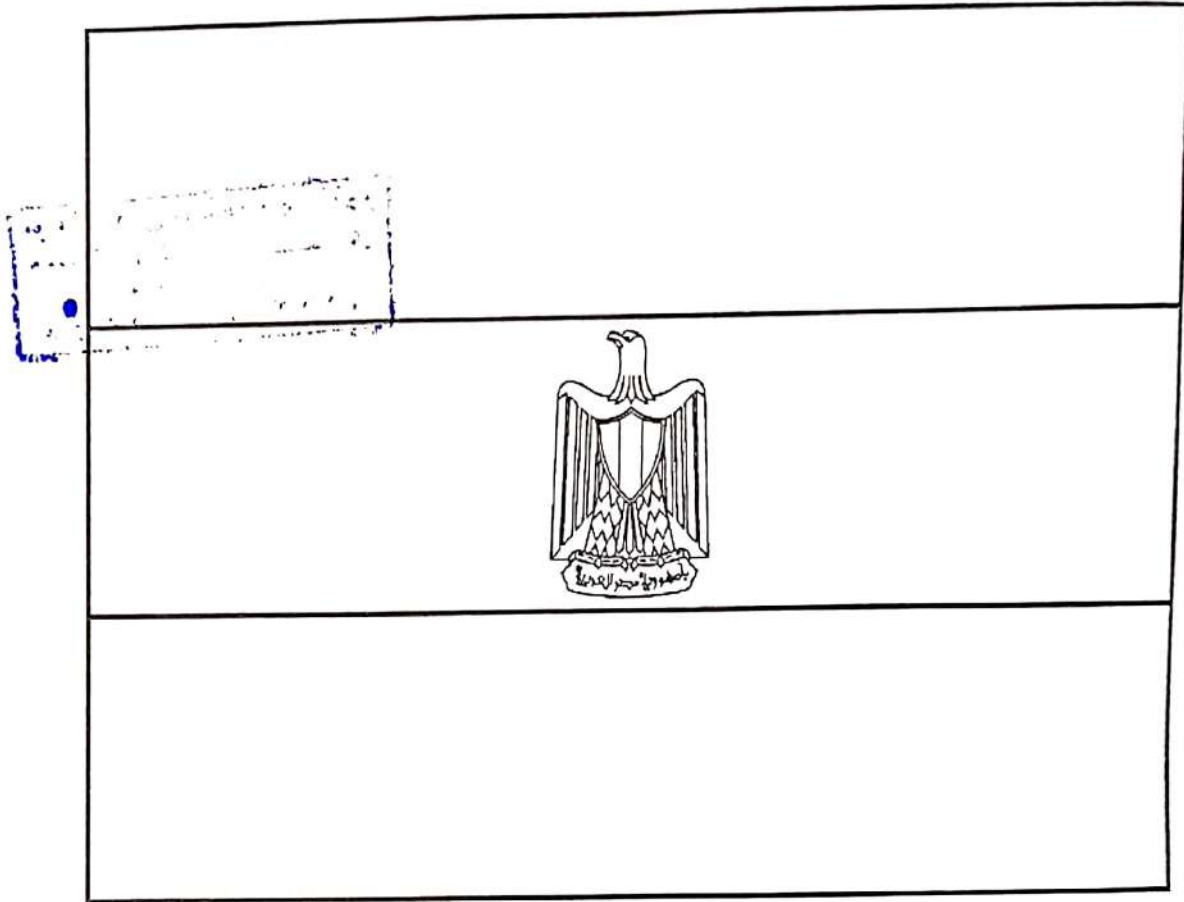


## Our Flag



Color the flag

مع تمنياتي بالنجاح والتفوق  
مستر وليد المصري  
معلمه خير رياضيات  
٨ : ٤٨ ٩٤ ٧٦ ٩٤ ٢٢ ٩٤



- ★ The Flag is red on top.
- ★ The Flag is White in the middle.
- ★ The Flag is Black on the bottom.
- ★ The eagle is colored yellow.






# Theme 2

## The World around me

مع تمنياتي بالانجاح والتفوق  
مستتر وليد الاحمد  
عنه خير رسالت  
م: ٠١٢٢٩٤٧٦٩٤٨




## Chapter 1

### Our Natural World



Circle the objects that are alive .






Sort your objects . Count how many objects are in each group. Write the number .



★ ..... Alive

★ ..... Not Alive

★ Circle the bigger Number .





# Trace plant Parts



Trace the plant parts, then color the flower and write the first letter of the words .

..... lower



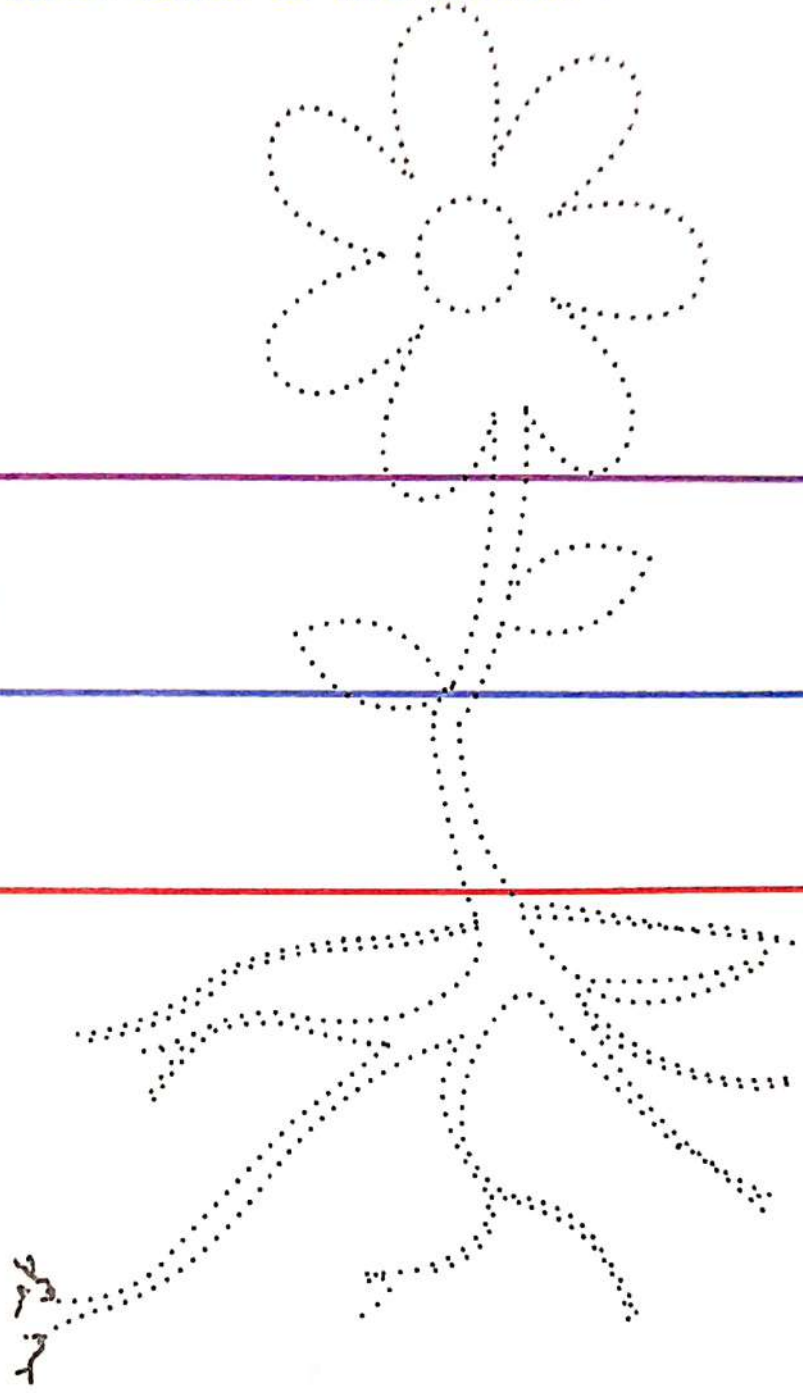
..... eaves



..... Tem



..... oots



# Celery



What do you notice ?

Celery today and tomorrow

مع تمنياتي بالتفاح والتفوق  
مستتر وليد المسري  
معه خبر راسيات  
٠١٢٢٩٤٧٦٩٤٨ : ٨

Celery before



Celery after



What is the part in the plant that carries water up the plant ?

Flower

Leaves

Stem

Roots








Draw a picture to illustrate this story .

### Sara's plant

Sara has a plant .  
The plant needs soil .  
The plants needs air .  
The plant needs water .  
The plants needs sunlight .





# Bubbles

مع تمنياتي بالنجاح والتفوق  
 مستر وليد المصري  
 معه خبر رياضي  
 ٠١٢٢٩٤٧٠٩٤٨



Circle the part in the child that is used to get air .



Circle the plants part that is used to get air.



# Plants Features



Circle the part that helps the plant to get water






## Brown Bear



Look at the picture and read about the features of the animal .



### Habitat

The Brown Bear lives in the forest .  
Forests have Trees and rocks to climb.

### Features

The brown bear has thick fur .  
The brown bear has sharp claws .  
The brown bear has strong teeth .  
Why does the brown bear have these features ?



## Animal Features



look at the arrow in each picture and join each animal with one of the three features.




Moving



Eating



Hiding






# Bigger or Smaller ?




Circle the bigger plant.

مع تقنيات النضاج والقضوق  
مستتر وليد الحسري  
معلم غير رياضيات  
٠١٢٢٩٤٧٦٩٤٨



Circle the small tree.

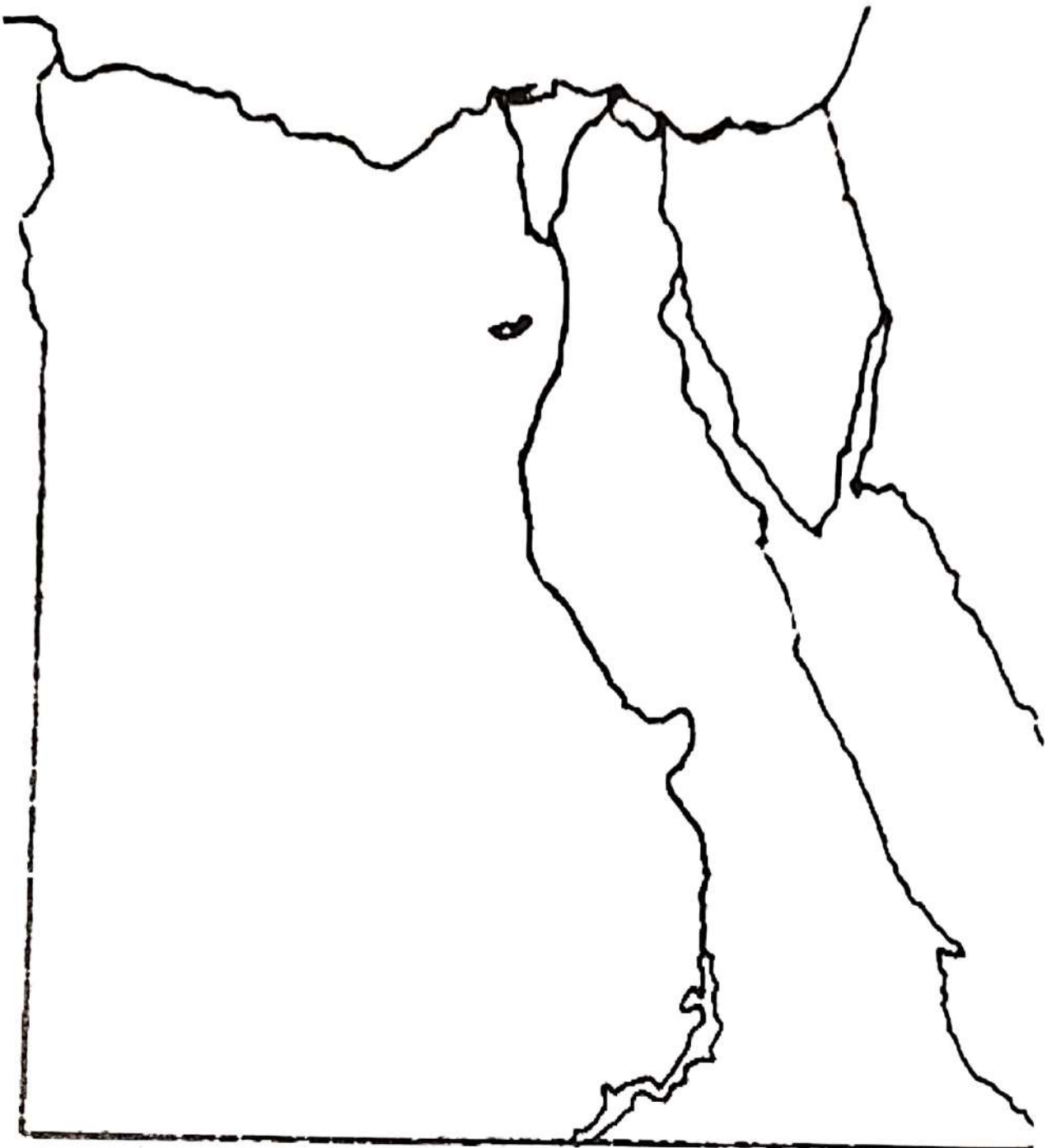




# Map of Egypt




Find and color the water on the map .






Phases of the tree shadow on different day time .  
Choose the corect answer.


(in the morning - at noon - at night)




(in the morning - at noon - at night)




(in the morning - at noon - at night)




(in the morning - at noon - at night)



(in the morning - at noon - at night)



(in the morning - at noon - at night)





## Drawing My Shadow



Draw yourself in the middle of your page.

Look for the sun . Where would your shadow be ?

Draw your shadow .





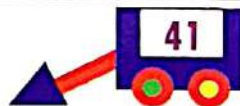
# Investigating the Night Sky

مع تمنياتنا بالتحاق والتفوق  
 مسعتر وليد المصطفى  
 معلم خبير وباحسبته  
 ٠١٢٣٤٥٦٧٨٩٠



Look at the picture . What shapes do you see ? Trace the moon in each picture .

How does it change ?



مع تمنياتي بالنجاح والتفوق  
مستتر وليد المصري  
معلمه عمير رياضات  
١١٢٢٩٤٧٦٩٤٨



## Maps and pictures



What are the differences between the map & the picture and what are the Similarities between them?

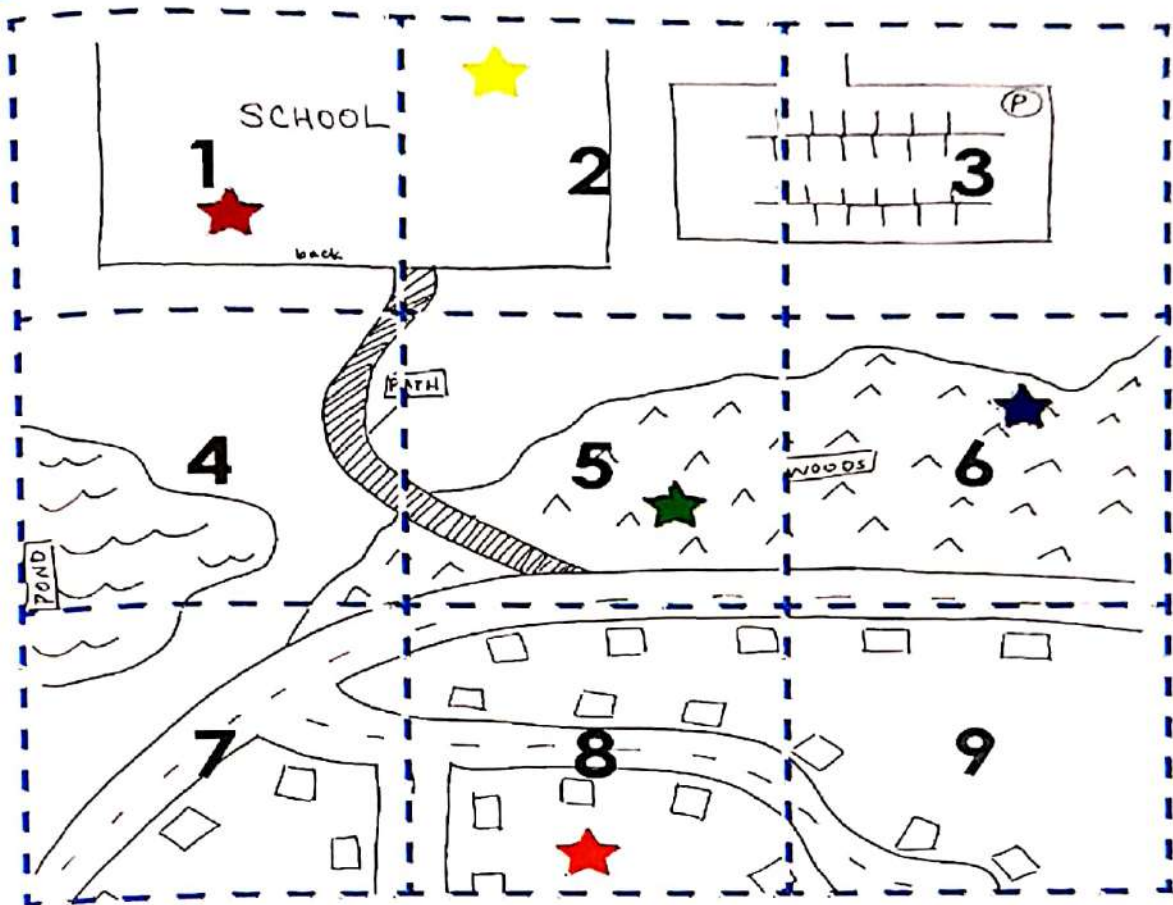


# Practice with Maps

مع تفتيات النجاح والتفوق  
 مستر وليد العسري  
 معلم غير راسمات  
 ٠١٢٢٩٤٧٦٩٤٨




Locate objects in the map .



Key	Location
Red Ball	Box .....
Yellow crayon	Box .....
Green cup	Box .....
Orange book	Box .....
Blue hat	Box .....






## Chapter 2 Man-made World



## Natural or Man-made

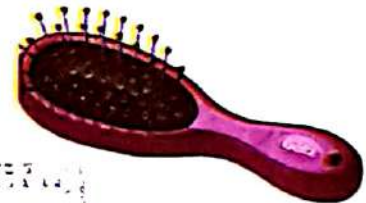



Circle natural objects , Draw a Square around man-made objects.



# Technology Helps

Match the task with technology that helps ,  
 you can have more than one match .





## Tending a garden : Jobs and Tools .



Read along with your Parents . join each worker with the suitable box that best describes him.

Designers work in gardens.  
Designers make the garden plan.  
Designers enjoy drawing.



Builders work in gardens.  
Builders make man-made objects.  
Builders enjoy Building.



مع تمنياتي بالنجاح والتفوق  
مستر وليد المصري  
معلم خير رياضيات  
م : ٠١٢٢٩٤٧٦٩٤٨

Gardeners work in gardens.  
Gardeners care for natural plants.  
Gardeners enjoy painting.







## Who works in the garden?




Look at the picture .


Draw a circle around the parts the builder made .

Draw a square around the parts the gardener made .

What did the designer make ?



مع تمنياتي بالنجاح والتفوق  
مستر وليد المعسري  
معلم خبير رياضيات  
م : ٠١٢٢٩٤٧٦٩٤٨





## Tools and Technology of Agriculture



Look at the picture . Circle the tools .

What materials are they made of ? What do you think they are used for ?



This tool is made of

مع تمنياتي بالنجاح والتفوق  
مستتر وليد الحسري  
معنه خير ربايات  
٠١٢٢٩٤٧٦٩٤٨






This tool is used for



# Where do we travel ?



Match the type of transportation to where it travels , some types of transportation use the same places .






## Improving an intersection

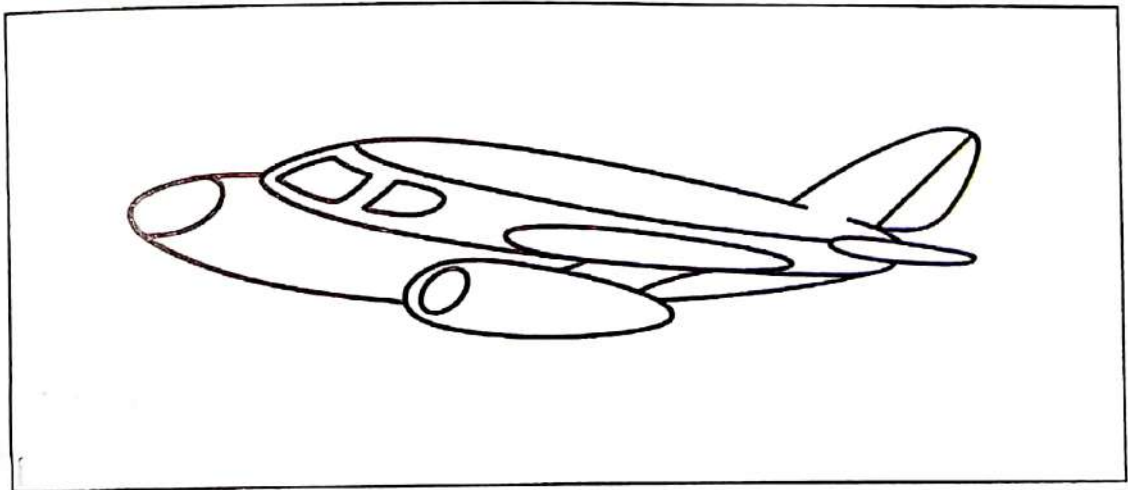


Pretend you are a car . Drive along the road with your friends .  
Think , How can we make this road safer ?

Draw a traffic light some place to make it safe . Draw any other  
idea You have to make it safer .



Color the picture , Where is an airplane when it is  
flying. Draw the clouds and color the picture.






## National Celebrations



Trace the names of the celebrations .  
Color the picture .



New Year's Eve



Eid Al Fitr



Christmas





## Invitation



Fill in the blanks . What will you Celebrate ? Who will you invite ?

**For :**

You are invited !

**What :** A garden feast

**Why :**

**From :**





## Party Balloons




Use the picture to help you solve the problem



Samar Blows up 4 balloons , then she blows up 2 more balloons

How many balloons does Samar have together ?



Samar had 6 balloons

Then , 2 of them popped ! how many balloons does Samar have?





# planning a party

Color the picture , then order the events of the story by numbering them.



Guests eat



Guests arrive



Cleaning up



Sitting up






# Computers


مع تمنياتي بالنجاح والتفوق  
مستر وليد المسري  
معه خير رياضات  
: ١٢٢٩٤٧٦٩٤٨ : ٨



## Types of Technological devices



## Learn the parts of the computer .



Mouse

Key board

Put the words below in order to make a sentence. write the sentence.

\_\_\_\_\_

.....

\_\_\_\_\_

helps

Computer

me .

A



**Free**  
**With The Math Book**

**للتواصل :**

**الدعم الفني / 01005788783**

**المبيعات / 01000693765**

**Ask for**

**Sinbad**

**in**

- ◆ **اللغة العربية**
- ◆ **الرياضيات - اكتشاف**
- ◆ **English Connect**
- ◆ **English Connect +**